

# SuperSnap

High Sensitivity ATP test for use with Hygiena ATP Monitoring Systems

Part No: HG-SUS3000 (100 tests)



## Description/ Intended Use:

SuperSnap is a self-contained, highly sensitive ATP (adenosine triphosphate) test device for use with Hygiena luminometers. The system is used for hygiene monitoring, HACCP-related monitoring of processing equipment, cleaning validation, and other environmental monitoring such as allergen prevention programs. SuperSnap is designed to detect very low levels of organic residue with tolerance to harsh samples that could affect the bioluminescence reaction. As an allergen prevention tool, SuperSnap can be used to verify efficacy of cleaning procedures for removal of product residues which may contain potential allergenic material. SuperSnap's enhanced sensitivity allows detection of product residues down to 1 – 1,000 ppm depending on product matrices; this is comparable or better than detection capabilities of specific allergen test methods.

The system works by measuring adenosine triphosphate (ATP), the universal energy molecule found in all animal, plant, bacterial, yeast, and mold cells. Product residues from organic matter left on surfaces contain ATP. Microbial contamination on a surface contains ATP but typically in smaller amounts. After proper cleaning, all sources of ATP should be significantly reduced. When a sample is collected and ATP is brought into contact with the unique liquid stable Luciferase/ Luciferin reagent in the SuperSnap test device, light is emitted in direct proportion to the amount of ATP present in the sample. The luminometer measures generated light and reports results in relative light units (RLU), providing information on the level of contamination within seconds. The higher the RLU number, the more ATP present in the sample, and the dirtier the surface.

*Note: SuperSnap is designed to detect invisible/trace amounts of residue. Overloading the swab with physical matter by swabbing a visibly dirty surface will inhibit the bioluminescent reaction and produce inaccurate results.*

## Directions:

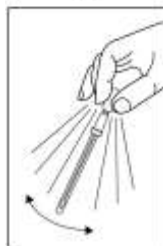
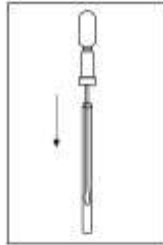
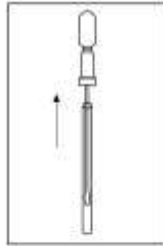
**Instructional Video:** [www.youtube.com/HygienaTV](http://www.youtube.com/HygienaTV)

Before beginning testing, turn on luminometer. If luminometer has been programmed with test locations, select appropriate location before running test.

1. Allow SuperSnap to equilibrate to room temperature (21 – 25 °C) before use. Holding swab tube firmly, twist and pull top of swab out of swab tube. Condensation may be visible on inside of swab tube; this is normal.
2. Thoroughly swab a standard 10 x 10 cm (4 x 4 inches) area for a typical flat surface. Swab tip is pre-moistened for maximum sample collection. For irregular surfaces, ensure swabbing technique remains consistent for each test and swab a large enough area to collect a representative sample.

### Important swabbing technique tips:

- Do not touch swab or inside of sample device with fingers.
  - Rotate swab while collecting sample to maximize sample collection on swab tip.
  - Apply sufficient pressure to create flex in swab shaft.
  - Swab in a crisscross pattern vertically, horizontally, and in both diagonal directions.
  - Refer to instructional video for demonstration: [www.youtube.com/HygienaTV](http://www.youtube.com/HygienaTV)
3. After swabbing, replace swab back in swab tube.
  4. To activate device, hold swab tube firmly and use thumb and forefinger to break Snap-Valve by bending bulb forward and backward. Squeeze bulb twice, expelling all liquid down swab shaft.
  5. Bathe swab bud in liquid by shaking for 5 – 10 seconds. Once activated, sample must be read in luminometer within 30 seconds.
  6. Holding luminometer upright, insert entire SuperSnap device into Hygiena luminometer.
  7. Close lid and press "OK" to initiate measurement. Refer to instrument manual for operating instructions. Results will be displayed in 15 seconds.



## Interpretation of Results:

Hygiena luminometers are preset with Pass & Fail RLU limits of 10 and 30 RLU. These limits are based on industry standards and published study recommendations. When using default settings, measurements less than 10 RLU indicate surface is considered clean. Measurements between 11-29 RLU indicate a warning, surface is not adequately clean. If measurement is greater than 30 RLU, surface is considered dirty. Hygiena recommends setting RLU thresholds according to the standards of your facility. Visit [www.hygiena.com](http://www.hygiena.com) to view recommended practices or contact a Hygiena technical representative for guidance. SuperSnap is highly sensitive and produces more light per ATP molecule than other Hygiena tests. SuperSnap is approximately 4 times more sensitive than UltraSnap (Part No. US2020). Using preset limits of 10 & 30 RLU with SuperSnap will increase the standard of cleanliness; this is recommended when using SuperSnap in an allergen prevention program. For allergen testing technical documents, refer to the resources available at [www.hygiena.com](http://www.hygiena.com).

## Calibration Control:

It is advisable to run positive and negative controls according to Good Laboratory Practices. Hygiena offers the following controls:

- (Part # PCD4000) Calibration Control Kit for Hygiena luminometers
- (Part # CK25) ATP Positive Control Kit for ATP Test Devices

## Storage & Shelf Life:

- Store at 2 – 8 °C (36 – 46 °F)
- Test devices will tolerate temperature abuse for 4 weeks at room temperature (< 25 °C)
- Store SuperSnap devices out of direct sunlight.
- Devices have a 15-month shelf life. Refer to expiration date on label.

## Disposal:

SuperSnap devices are made of 100% recyclable plastic and may be discarded accordingly.

## Safety & Precautions:

Components of SuperSnap do not pose any health risk when used in accordance with standard laboratory practice and procedures of this insert.

- SuperSnap test devices are for one-time use. Do not reuse.
- For further safety instruction, refer to Safety Data Sheet (SDS).

## Hygiena Liability:

Hygiena will not be liable to user or others for any loss or damage whether direct or indirect, incidental or consequential from use of this device. If this product is proven to be defective, Hygiena's sole obligation will be to replace product or at its discretion, refund the purchase price. Promptly notify Hygiena within 5 days of discovery of any suspected defect and return product to Hygiena. Please contact Customer Service for a Returned Goods authorization number.