

BenchTop Centrifuge

Table Top Fixed Speed/ Time Centrifuge from Pacific Laboratory Products

12
Months
Warranty

Power
Ready
Australian
standards

*Solid, easy to use and reliable centrifuge
ideal for Clinical Chemistry, Specimen
Reception and Blood Collection Centres*

*Continuing with the great success of the PATH-01, PacificLab
now introduces a new version with customizable settings.*

- Intuitive microprocessor control panel
- Stainless steel, swing out rotor
- Brushless induction drive motor
- Safety lid-lock mechanism
- Stainless steel reinforced housing
- Automatic lid opening system
- Range of tube adaptors available




PATH01 F



- Fixed Speed and Spin Duration
- Stainless Steel Housing
- Swing Out Rotor


Specifications

Speed	Fixed. Pre-programmed to customer requirements
Swing Rotor	8 x 15 ml
Time Range	Fixed. Pre-programmed to customer requirements
Power Supply	AC 220V-240V, 50Hz, 5A
Noise	≤ 65 db(A)
Weight	15kg
Dimensions	330 x 430 x 290mm (W x L x H)




10ml
Tube
Adapter

PATH01AD1



2/7ml
D.13mm
L.75-86mm
Tube
Adapter

PATH01AD2



2/7ml
D.13mm
L.100-
106mm
Tube
Adapter

PATH01AD3