

Labnet FastPette™ Pro Pipet Controller

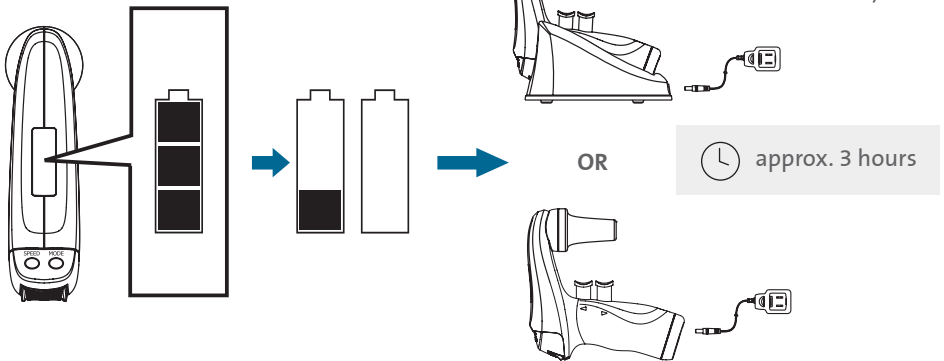
Quick Start Guide

Catalog Number: P2004

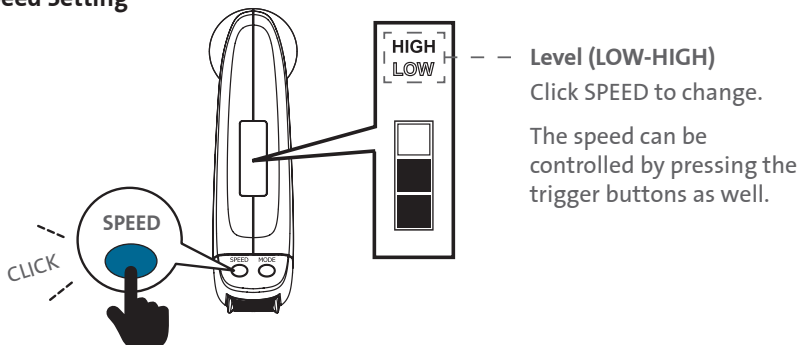


To access the Instruction Manual (CLSLN-AN-1014DOC) scan the QR code or visit www.labnetlink.com.

Battery Charge



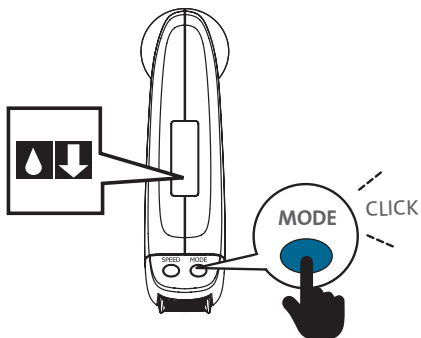
Speed Setting



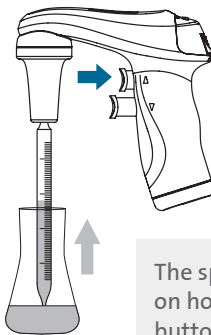
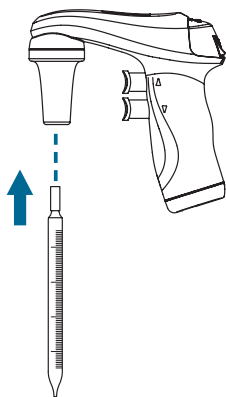
Mode Control



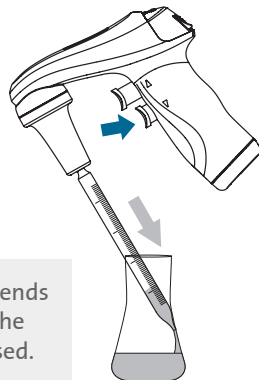
Click MODE to change between Gravity (drop) and Blow out (arrow) mode.



Aspirating and Dispensing

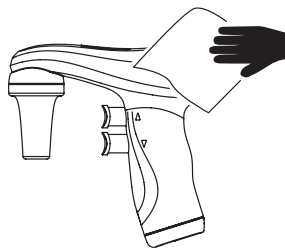


The speed depends on how deep the button is pressed.

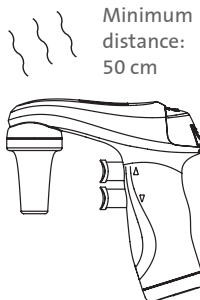


Maintenance

✓ Isopropyl alcohol

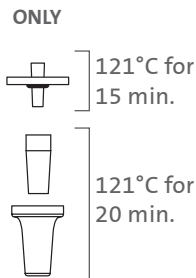


✓ UV sterilization



Minimum distance: 50 cm

✓ Autoclave

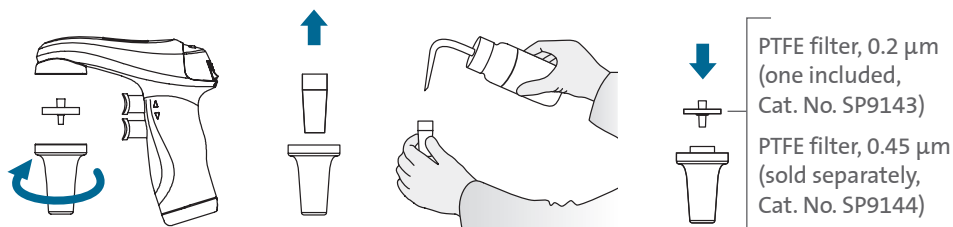


ONLY

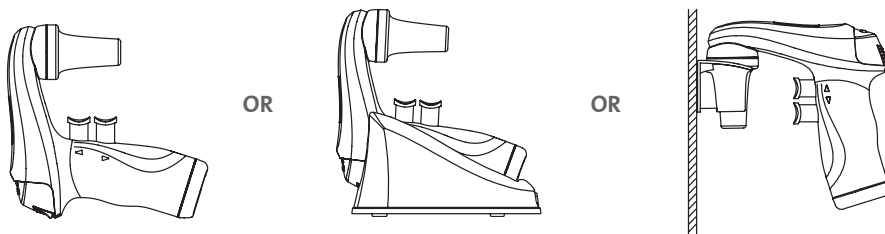
121°C for 15 min.

121°C for 20 min.

Filter Replacement



Storage



Safety Information



WARNING: Risk of injury

CAUTION Risk of damage to the device or errors in pipetting of liquids.

Before starting the work with the pipet controller every user should read the operating instructions carefully.

CAUTION:

- Using the device inconsistently with the operating instructions may result in damaging the device.
- The device should be serviced only at an authorized service center, otherwise the manufacturer will be relieved from any liability under the warranty.
- Only original spare parts and accessories, recommended by the manufacturer, shall be used.
- Only the original charger, supplied by the manufacturer, shall be used for charging the battery.
- In case of incorrect functioning of the pipet controller, work shall be stopped. The device shall be cleaned according to the Maintenance Section in the Instruction Manual (CLSLN-AN-1014DOC) and sent for repair to an authorized service center.
- In the case of mechanical damage to the casing, the device shall be immediately sent for repair to an authorized service center.
- The use of excessive force during work shall be avoided.



WARNING:

- During the work with the pipet controller general safety regulations regarding risks related with laboratory work should be observed. Protective clothing, goggles, and gloves should be worn.
- The pipet controller shall be used only for measuring liquids in conditions specified by the manufacturer, which are limited due to the chemical and mechanical resistance of the device, as well as the user safety.
- The information and instructions provided by the manufacturers of the reagents must be observed.
- Read the Instruction Manual before use. Improper handling of a Li-ion battery may result in the battery catching fire, overheating, or leaking.
- Do not puncture, crush, bend or modify the battery in any way.
- Never attempt to open or modify the battery. This can cause a fire or explosion.
- Do not expose the battery to excessive heat, direct sunlight, or fire.
- Stop charging the battery if charging is not completed within the specified time.
- If there are signs of damage, swelling or leakage, stop use and contact the manufacturer immediately.
- Do not short circuit the (+) and (-) terminals with other metals.

Equipment Disposal



According to Directive 2012/19/EU of the European Parliament and of the Council of 4 July 2012 on waste electrical and electronic equipment (WEEE), this product is marked with the crossed-out wheeled bin and must not be disposed of with domestic waste.

Consequently, the buyer shall follow the instructions for reuse and recycling of waste electronic and electrical equipment (WEEE) provided with the products and available at www.corning.com/weee.

Warranty/Disclaimer: Unless otherwise specified, all products are for research use or general laboratory use only. Not intended for use in diagnostic or therapeutic procedures. Not for use in humans. For a listing of US medical devices, regulatory classifications or specific information on claims, visit www.corning.com/resources.

Labnet

For additional product or technical information, visit www.labnetlink.com or contact your local sales office